









SHOW US YOUR FLY LIST FOR 2024

January 2024	
PECK'S DUN Australian Fly Patterns, Page 47 HOOK: Kamasan B 401, # 12 - 16 THREAD: Brown TAIL: Chocolate or furnace hackle fibres BODY: Tying silk BODY: small brown or grizzle cock hackle WING: Turkey wing slip, folded HACKLE: Brown, grizzle or furnace	 <p><i>Tied by Ezra Bibby</i></p>
February 2024	
BORCHER SPECIAL The Complete Fly Fisherman Fly-Tying Techniques & Patterns, Page 105 HOOK: TMC 100, # 10 - 18 TREAD: Black 6/0 WING: Blue dun hen-hackle tips TAIL: Pheasant tail fibres BODY: Mottled turkey wing-quill fibres HACKLE: Brown and grizzle mix	
March 2024	
GREAT LAKE BEETLE Australian Fly Patterns, Page 5 HOOK: Kamasan B401, # 10 - 14 THREAD: Black BODY: Black cock hackle, palmered and trimmed WING: Scarlet hackle tips HACKLE: Scarlet cock	 <p><i>Tied by Michael Milczuk</i></p>
April 2024	
GOULBURN STIMULATOR Australian Fly Patterns, Page 62 HOOK: Dry fly 2X long, size 6 – 10 THREAD: Red TAIL: Natural deer hair BODY: Yellow yarn BODY HACKLE: Rhode island red cock WING: Natural deer hair THORAX: Orange Antron dubbing HACKLE: Grizzle	 <p><i>Tied by Peter Coulson</i></p>

SHOW US YOUR FLY LIST FOR 2024

<p>May 2024</p> <p>FRINGE GILLED NYMPH Australia's Best Trout Flies, Page 83 & 84</p> <p>HOOK: Tiemco 5263, #14 THREAD: 6/0 Waxed Brown TAIL: Cock pheasant tail fibres ABDOMEN: Ostrich herls WING-CASE: Slip of any mottled brown/grey feather THORAX: Brown/grey rabbit/possum fur dubbing mix</p>	 <p><i>Fringe-Gilled Nymph</i></p>
<p>June 2024</p> <p>BEAD-HEAD RABBIT EMERGER The Complete Fly Fisherman Fly-Tying Techniques & Patterns, Page 96</p> <p>HOOK: TMC 2457, size 12 - 16 THREAD: Red 6/0 HEAD: Brass bead TAIL: White Z-lon or Antron yarn ABDOMEN: Dark brown rabbit dubbing WING: White calf tail THORAX: Dark brown rabbit dubbing</p>	
<p>July 2024</p> <p>GALAXIA GRIZZLE Australian Fly Patterns, Page 69</p> <p>HOOK: X-long B200, size 4 - 10 THREAD: Black 6/0 WING: 4-6 brown grizzle saddle hackles BODY: Brown chenille RIB: Flat silver tinsel followed by oval tinsel TAG: Pearl Flashabou THROAT: Red wool HEAD: Build up with thread and lacquer EYE: Painted yellow with black pupil TOPPING: Pearl Flashabou (short)</p>	 <p><i>Tied by Noel Jetson</i></p>
<p>August 2024</p> <p>MICK'S DAMSEL Australian Fly Patterns, Page 30</p> <p>HOOK: Wet fly, size 10 - 14 THREAD: Olive 6/0 TAIL: Dark olive marabou BODY: Dark olive green rabbit EYES: Dark olive plastic beads tied on with 3 kg mono through the holes of the beads</p>	 <p><i>Tied by Mick hall</i></p>

SHOW US YOUR FLY LIST FOR 2024

<p>September 2024</p> <p>BROWN AND COPPER Australian Fly Patterns, Page 103</p> <p>HOOK: Kamasan B175, size 12-16 TREAD: Black TAIL: Brown hackle fibres UNDERBODY: Copper wire (optional) BODY: Dubbed brown seal's fur RIB: Fine copper wire THORAX: Peacock herl HACKLE: Brown cock hackle HEAD: Black thread</p>	 <p><i>Tied by Peter Coulson</i></p>
<p>October 2024</p> <p>WATER RAT SMELT Australian Fly Patterns, Page 127</p> <p>HOOK: Tiemco 5262, sizes 6 - 12 TREAD: Black TAIL: Olive cock hackle fibres and teal feather fibres BODY: Water rat underfur substitute RIB: Fine silver wire THROAT: Mixture olive, orange, and teal feather fibres CHEEKS: Pearl tinsel HEAD: Black tying thread</p>	 <p><i>Tied by David Dodd</i></p>
<p>November 2024</p> <p>CADDIS GRUB BEAD HEAD Australian Fly Patterns, Page 18</p> <p>HOOK: Tiemco 2457, sizes 10 - 12 THREAD: Black BODY: Lightly dubbed, colour to suit naturals RIB: Swannundaze fine, colour to suit natural THORAX: Same as body or peacock herl HEAD: Medium gold bead</p>	 <p><i>Tied by David Dodd</i></p>
<p>December 2024</p> <p>CALF WING ROYAL COACHMAN Australia's Best Trout Flies, Page 91 & 92</p> <p>HOOK: Mustard 80000BR, # 14 - 16 TREAD: Uni-Thread 8/0 black for body and white for wings TAIL: Golden pheasant tippets BODY: butt and shoulder, peacock herl; middle, red floss silk WING: White calf tail or body hair HACKLE: Natural red cock</p>	

SHOW US YOUR FLY LIST FOR 2024

PLEASE NOTE:

Some of these flies and the descriptions have been listed as stated from the books and page numbers provided.

We do not expect that you have or need to rush out and purchase the exact materials or hook types listed.

This is a guide, and this is supposed to be fun, substitute materials will be accepted if the general arrangement of the fly looks the same as the tie described.

Entries can be submitted at the start of each meeting or mailed to P.O. Box 1218, Sale. 3850.

If mailing entries in, please make sure you post them in plenty of time to make it before the meeting.