





## SHOW US YOUR FLY LIST FOR 2021

<p>January 2021</p> <p><b>MRS. SIMPSON</b> Australian Fly Patterns (P 156)</p> <p><b>HOOK:</b> 14 – 10 <b>THREAD:</b> Black <b>TAIL:</b> Black squirrel tail <b>UNDERBODY:</b> Lead or copper wire (optional) <b>BODY:</b> Red or yellow wool or chenille <b>WING:</b> Pheasant rump feathers, tied killer style</p>	 <p><i>Tied by David Dodd</i></p>
<p>February 2021</p> <p><b>ELK HAIR HOPPER</b> An Introduction to Fly Tying (P 108)</p> <p><b>HOOK:</b> Size 8 – 12 longshank <b>TAIL:</b> Red dyed squirrel tail <b>BODY:</b> Yellow floss ribbed with clipped grizzle hackle <b>WING:</b> Bunch of elk hair <b>HACKLE:</b> Two cree cock hackles</p>	
<p>March 2021</p> <p><b>STONES DUN</b> Australia's Best Trout Flies (P 35 &amp; 37)</p> <p><b>HOOK:</b> Kamasan B405, # 12 <b>THREAD:</b> Uni-thread 6/0 black <b>BODY:</b> Four parts dark hare's ear fur to one part claret seal's fur <b>WING:</b> Grey Wing Quills (Mallard) <b>HACKLE 1:</b> Brown cock hackle <b>HACKLE 2:</b> Partridge back feather, brown <b>TAIL:</b> Brown cock fibres</p> <p>Wind the brown cock hackle behind the wings, finishing with a few turns in front. Wind the partridge in front of the cock hackle, three turns is sufficient</p>	 <p><i>Stones Dun</i></p>
<p>April 2021</p> <p><b>YELLOW MATUKA</b> An Introduction to Fly Tying (P 93)</p> <p><b>HOOK:</b> 6 – 10 Longshank <b>THREAD:</b> black <b>TAIL &amp; WING:</b> Well marked hen greenwell feathers <b>BODY:</b> Yellow floss ribbed with oval gold <b>RIB:</b> fine gold wire, wound counter to the body <b>HACKLE:</b> Hen greenwell</p>	

## SHOW US YOUR FLY LIST FOR 2021

<p>May 2021</p> <p><b>CLIPPED HACKLE HUMPHY</b> Australia's Best Trout Flies (P 43 &amp; 44)</p> <p><b>HOOK:</b> kamasan B400, # 10 – 16  <b>THREAD:</b> black  <b>TAIL:</b> Moose body hair  <b>BODY:</b> Orange dyed hackle, wound on &amp; clipped to shape  <b>BACK:</b> Deer hair for the hump is tied in first &amp; returned over the clipped body hackle being tied down behind the wing  <b>WING:</b> White Hi-Vis wing material  <b>HACKLE:</b> Grizzly</p> <p>Tie in the following order for best results: tail, wing, deer hair for hump (tie in from the tips); body hackle; front hackle.</p>	 <p style="text-align: center;"><i>Clipped Hackle Humpty</i></p>
<p>June 2021</p> <p><b>ROYAL WULFF</b> Australia's Best Trout Flies (P 127 &amp; 128)</p> <p><b>HOOK:</b> Mustard 94840, # 8 – 18  <b>THREAD:</b> Black (Can use white for wing if desired)  <b>TAIL:</b> Brown calf tail  <b>BODY:</b> Bronze peacock herl with red floss silk centre  <b>WING:</b> White calf tail  <b>HACKLE:</b> Natural red cock</p> <p>Tie this fly with a generous hackle and tail, so that it floats well. The larger sizes can be used as a strike indicator, and for better visibility during the late evening rise on broken water</p>	
<p>July 2021</p> <p><b>MALLARD AND CLARET</b> Australian Fly Patterns (P 155)</p> <p><b>HOOK:</b> Wet fly, size 10 – 16  <b>THREAD:</b> black  <b>TAIL:</b> Golden pheasant tippets  <b>BODY:</b> Claret seal's fur  <b>RIB:</b> Fine gold wire  <b>WING:</b> Bronze mallard  <b>THROAT:</b> Furnace cock hackle fibres</p>	 <p style="text-align: right;"><small>Tied by Michael Milczuk</small></p>
<p>August 2021</p> <p><b>HAIR WING CADDIS</b> Australian Fly Patterns (P 83 &amp; 85)</p> <p><b>HOOK:</b> Tiemco 100, # 12-16  <b>THREAD:</b> 6/0 waxed, pale coffee  <b>BODY:</b> Brown Antron dubbing  <b>WING:</b> Natural deer body hair  <b>HACKLE:</b> Brown cock</p>	 <p style="text-align: center;"><i>Hairwing Caddis</i></p>

## SHOW US YOUR FLY LIST FOR 2021

September 2021

### SUNSET FLY

Australia's Best Trout Flies (P 119 & 121)

**HOOK:** mustard 9672, # 6 - 8

**THREAD:** Yellow polyester

**TAIL:** Black squirrel tail

**UNDERBODY:** Yellow thread

**BODY:** Three large white saddle hackles; dyed bright yellow (rear); hot-orange (middle) & jet-black (front)

**HEAD:** Yellow with black eyes



October 2021

### CALF TAIL SMELT

Australian Fly Patterns (P 124)

**HOOK:** Partridge, size 10 - 14

**THREAD:** Black

**BUTT:** Two turns of oval silver tinsel

**TAIL:** Grey cock fibres

**BODY:** White floss

**RIB:** Oval silver tinsel

**WING:** White calf tail

**HEAD:** Black thread



November 2021

### BROWN & COPPER

Australian Fly Patterns (P 103)

**HOOK:** Kamasan B175, size 12 - 16

**THREAD:** Black

**TAIL:** Brown hackle fibres

**UNDERBODY:** Copper wire (optional)


**BODY:** Dubbed brown seal's fur

**RIB:** Fine copper wire

**THORAX:** Peacock herl

**HACKLE:** Brown cock hackle

**HEAD:** Black thread



December 2021

### RED THROAT WHITEBAIT

Australian Fly Patterns (P 72)

**HOOK:** X-long wet fly limerick, size 4 - 10

**THREAD:** Black 6/0

**WING:** Cree cock hackles, matuka style

**BODY:** Grey wool dubbing

**RIB:** Flat silver tinsel

**THROAT:** Red hackle fibres



## SHOW US YOUR FLY LIST FOR 2021

### **PLEASE NOTE:**

Some of these flies and the descriptions have been listed as stated from the books and page numbers provided.

We do not expect that you have or need to rush out and purchase the exact materials or hook types listed.

This is a guide and this is supposed to be fun, substitute materials will be accepted as long as the general arrangement of the fly looks the same as the tie described.

Entries can be submitted at the start of each meeting or mailed to P.O. Box 1218, Sale. 3850.

If mailing entries in, please make sure you post them in plenty of time to make it before the meeting.